

EANCOM[®] 2002 S4

PARTIN

Party information message

Edition 2016

2. Message Structure Chart 3

3. Branching Diagram 5

4. Segments Description 10

5. Segments Layout..... 14

6. Example(s) 68

1. Introduction

Status

MESSAGE TYPE : PARTIN
REFERENCE DIRECTORY : D.01B
EANCOM® SUBSET VERSION : 009

Definition

A message to enable the transmission of basic information regarding locations and the related operational, administrative, commercial and financial data.

Principles

The identification of the trading partners is an essential issue for the Electronic Data Interchange. It is even more important to identify the locations precisely and unambiguously with EDI than with traditional paper documents.

The Party Information message serves to maintain the trading partner's master data files.

The Party Information message can also be used by the trading partners to feed a central catalogue of addresses, making the information available to all interested parties.

By using location numbers and describing them in the Party Information Message, the trading partners can use these numbers to refer to the appropriate locations in later exchanges of trading documents.

The Party Information Message is used to specify information related to physical locations and to functional locations. A functional location is usually a specific department within a company.

It is recommended that one separate message be provided per message function (DE 1225 in BGM segment).

2. Message Structure Chart

Party Information Heading Section

UNH	1	M	1	- Message header	
BGM	2	M	1	- Beginning of message	
DTM	3	M	5	- Date/time/period	
FII	4	C	10	- Financial institution information	
FTX	5	C	5	- Free text	
SG1	+	C	5	- RFF-DTM	
RFF	+	6	M	1	- Reference
DTM	+	7	C	1	- Date/time/period
SG2		C	2	- NAD-SG3	
NAD	8	M	1	- Name and address	
SG3		C	5	- CTA-COM	
CTA	9	M	1	- Contact information	
COM	10	C	5	- Communication contact	
UNS	11	M	1	- Section control	

Party Information Detail Section

SG4		C	200000	- NAD-DTM-FII-IDE-FTX-TAX-HYN-SG5-SG6-SG7-SG8-SG9-SG10-S	
NAD	12	M	1	- Name and address	
DTM	13	C	5	- Date/time/period	
FII	14	C	10	- Financial institution information	
IDE	+	15	C	9	- Identity
FTX	+	16	C	9	- Free text
TAX	+	17	C	9	- Duty/tax/fee details
HYN	+	18	C	9	- Hierarchy information
SG5		C	99	- LOC	
LOC	+	19	M	1	- Place/location identification
SG6		C	15	- RFF-DTM	
RFF		20	M	1	- Reference
DTM		21	C	1	- Date/time/period
SG7		C	5	- CTA-COM	
CTA		22	M	1	- Contact information
COM		23	C	5	- Communication contact
SG8		C	10	- SCC-DTM	
SCC		24	M	1	- Scheduling conditions
DTM		25	C	2	- Date/time/period
SG9	+	C	1	- TOD-LOC	
TOD	+	26	M	1	- Terms of delivery or transport
LOC	+	27	C	1	- Place/location identification
SG10	+	C	999	- PAI-PAT-CUX-DTM-PCD-MOA	
PAI	+	28	M	1	- Payment instructions
PAT	+	29	C	1	- Payment terms basis
CUX	+	30	C	2	- Currencies
DTM	+	31	C	9	- Date/time/period
PCD	+	32	C	9	- Percentage details
MOA	+	33	C	9	- Monetary amount
SG12	+	C	999	- CCI-MOA-QTY-CAV-DTM-MEA	
CCI	+	34	M	1	- Characteristic/class id
MOA	+	35	C	9	- Monetary amount
QTY	+	36	C	9	- Quantity
CAV	+	37	C	9	- Characteristic value
DTM	+	38	C	9	- Date/time/period
MEA	+	39	C	9	- Measurements
SG13	+	C	999	- PRC-DTM-SG14	
PRC	+	40	M	1	- Process identification
DTM	+	41	C	9	- Date/time/period
SG14	+	C	999	- LIN-NAD-SG15	
LIN	+	42	M	1	- Line item

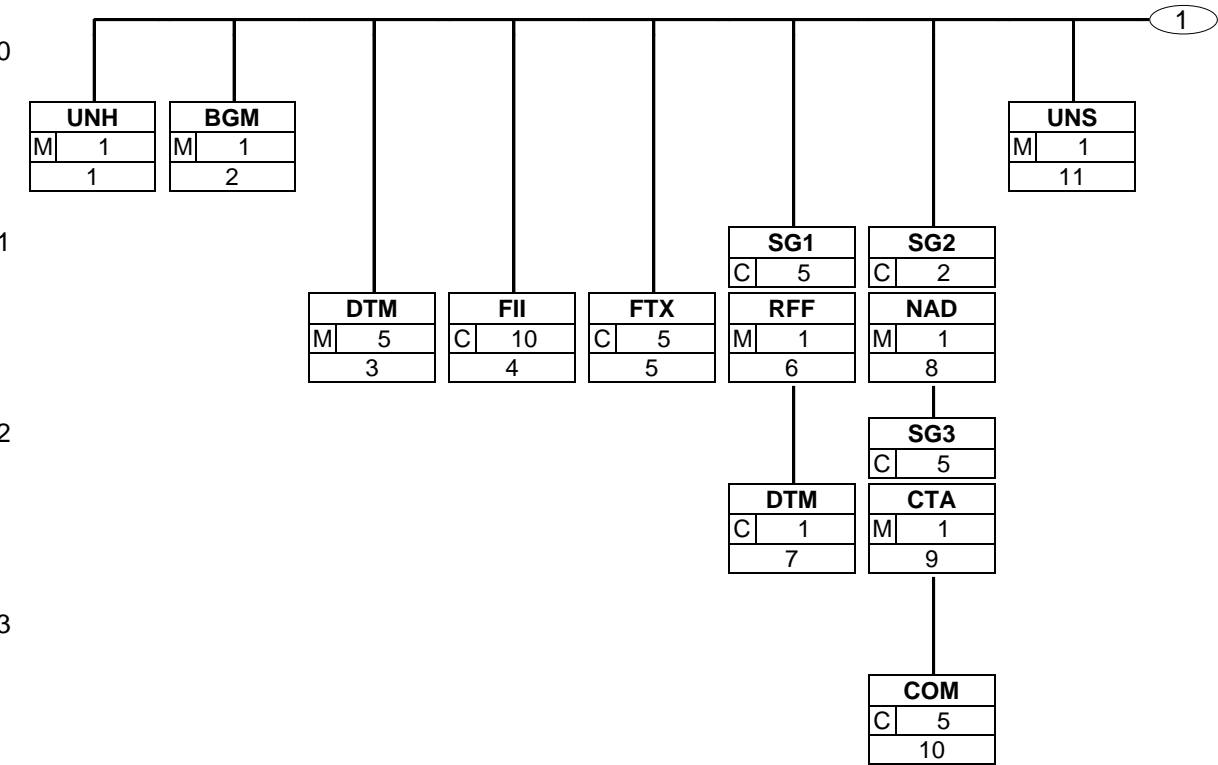
2. Message Structure Chart

	NAD	+	43	M	1	- Name and address
	SG15	+		M	99	- DOC
	DOC	+	44	M	1	- Document/message details

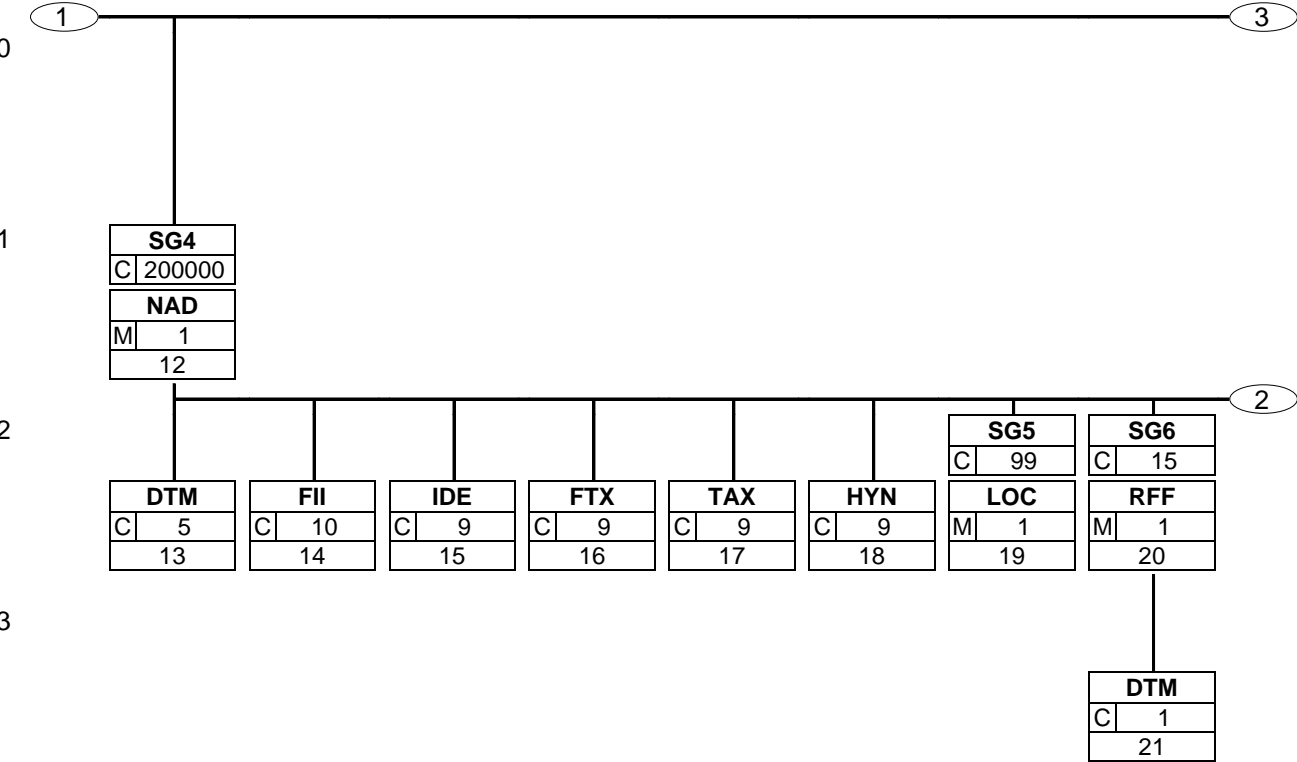
Party Information Summary Section

UNT			45	M	1	- Message trailer
-----	--	--	----	---	---	-------------------

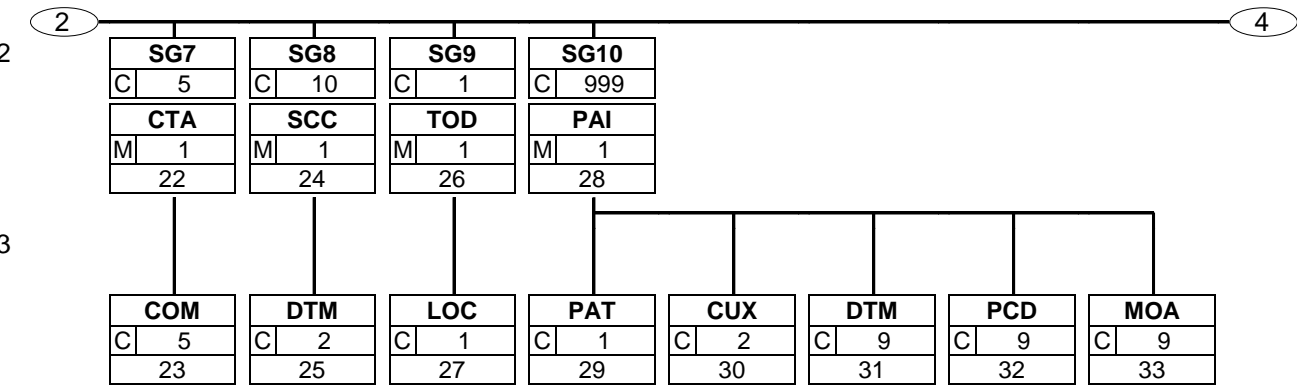
3. Branching Diagram



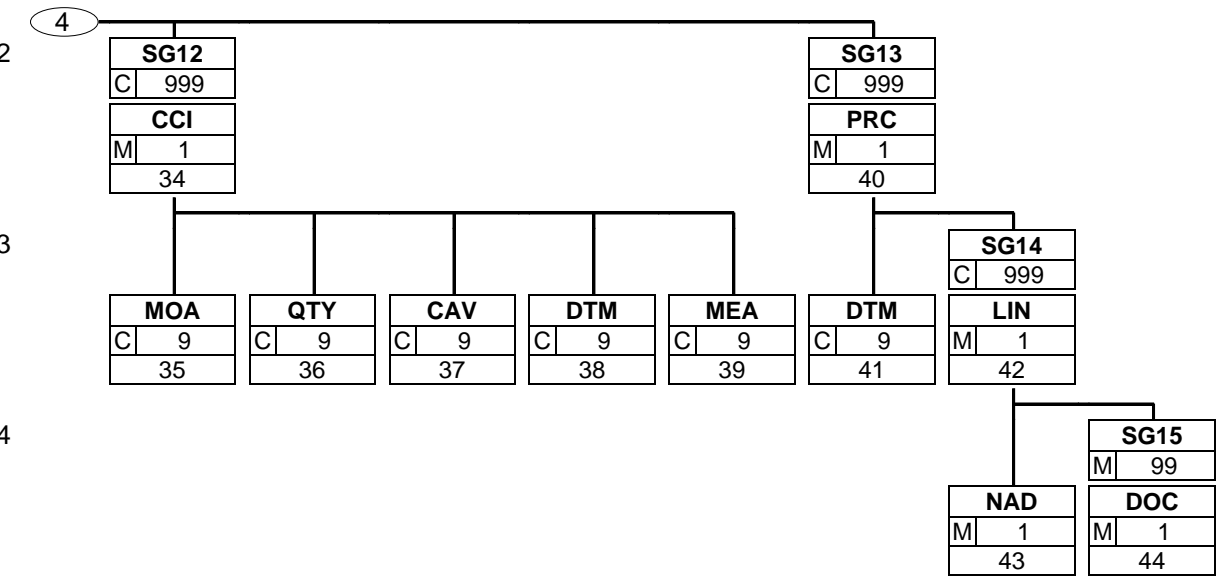
3. Branching Diagram



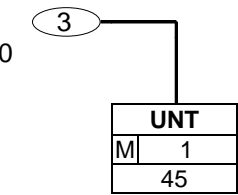
3. Branching Diagram



3. Branching Diagram



3. Branching Diagram



4. Segments Description

Party Information Heading Section

UNH - M 1	- Message header This segment is used to head, identify and specify a message.
BGM - M 1	- Beginning of message This segment is used to indicate the type and function of a message and to transmit the identifying number.
DTM - M 5	- Date/time/period This segment is used to specify the date or period of the Party Information message.
FII - C 10	- Financial institution information This segment is used to identify the financial institution and account details of the Party Information sender.
FTX - C 5	- Free text This segment is used to provide free or coded text information related to the complete party information message.
SG1 - C 5	- RFF-DTM A group of segments indicating reference numbers relating to the whole message.
RFF - M 1	- Reference This segment is used to give references.
DTM - C 1	- Date/time/period This segment is used to indicate dates related to the references specified in the preceding RFF segment.
SG2 - C 2	- NAD-SG3 A group of segments identifying Names, Addresses, Contacts and Communication numbers relevant to the sender and the receiver of the message.
NAD - M 1	- Name and address This segment is used to identify the trading partners exchanging Party Information data. Identification of the sender and receiver is mandatory in the Party Information message.
SG3 - C 5	- CTA-COM A group of segments giving details of the specific person or department within the party.
CTA - M 1	- Contact information This segment is used to identify a department and person within the party specified in the previous NAD segment.
COM - C 5	- Communication contact This segment is used to identify the communications number and the type of communications used for the person or department identified in the CTA segment.
UNS - M 1	- Section control This segment marks the end of the header information and the beginning of the details information.

Party Information Detail Section

SG4 - C 200000	- NAD-DTM-FII-IDE-FTX-TAX-HYN-SG5-SG6-SG7-SG8-SG9-SG10-SG12-SG13 A group of segments for giving the details of a party.
-----------------------	---

4. Segments Description

NAD - M 1	- Name and address This segment is used to specify the party being identified. Identification of at least one party is mandatory in this segment as the NAD segment at detail level is the trigger segment to the detail information.
DTM - C 5	- Date/time/period This segment is used to specify any dates or times associated with the party identified in the previous NAD segment.
FII - C 10	- Financial institution information This segment is used to identify the financial institution and account details of the Party identified in the preceding NAD segment.
IDE - C 9	- Identity This segment is used to provide additional/alternative identification of the function(s) within the party specified in the previous NAD segment.
FTX - C 9	- Free text This segment is used to provide free or coded text information related to the current party.
TAX - C 9	- Duty/tax/fee details This TAX segment is used to indicate the usual tax situation for the enterprise identified in the previous NAD segment.
HYN - C 9	- Hierarchy information This segment is used to provide hierarchical connections from the current party to a higher or lower level party.
SG5 - C 99	- LOC A group of segments for giving locations and dates relevant to party.
LOC - M 1	- Place/location identification This segment is used to identify the location via geographical coordinates when no addresses or GLN already exists (road under construction, building sector, etc...).
SG6 - C 15	- RFF-DTM A group of segments for giving references relevant to the party.
RFF - M 1	- Reference This segment is used to specify any references which are particular to the party identified in the preceding NAD segment, e.g., VAT registration number.
DTM - C 1	- Date/time/period This segment is used to indicate dates related to the references specified in the preceding RFF segment.
SG7 - C 5	- CTA-COM A group of segments giving contact details of the specific person or department within the party.
CTA - M 1	- Contact information This segment is used to identify a contact department and/or person within the party specified in the previous NAD segment.
COM - C 5	- Communication contact This segment is used to identify the communications number and the type of communications used for the person or department identified in the CTA segment.
SG8 - C 10	- SCC-DTM A group of segment specifying schedules related to the party identified in the NAD segment.
SCC - M 1	- Scheduling conditions This segment is used to indicate any delivery schedules for the current party.

4. Segments Description

DTM - C 2	- Date/time/period This segment is used to indicate date/time information relevant to the delivery schedule provided in the SCC segment.
SG9 - C 1	- TOD-LOC A group of segments indicating the terms of delivery for the whole invoice.
TOD - M 1	- Terms of delivery or transport This segment is used to specify the terms of delivery for the specified location in the previous NAD segment.
LOC - C 1	- Place/location identification This segment is used to identify the location where the terms of delivery apply.
SG10 - C 999	- PAI-PAT-CUX-DTM-PCD-MOA A group of segments relating to the standard payment instructions, payment terms, the reference and the payment currencies.
PAI - M 1	- Payment instructions A segment giving information on usual payment instructions.
PAT - C 1	- Payment terms basis This segment specifies the usual payment terms for the enterprise identified in the previous NAD segment.
CUX - C 2	- Currencies This segment is used to specify usual currency applicable for the enterprise identified in the previous NAD segment.
DTM - C 9	- Date/time/period This segment is used to specify any dates associated with the payment terms.
PCD - C 9	- Percentage details This segment is used to specify percentages which will be allowed or charged if the invoicee pays (does not pay) to terms.
MOA - C 9	- Monetary amount This segment is used to indicate monetary amount related to the payment conditions.
SG12 - C 999	- CCI-MOA-QTY-CAV-DTM-MEA A group of segments providing party characteristic and -party characteristic details.
CCI - M 1	- Characteristic/class id This segment is used to specify the characteristics of the identified enterprise.
MOA - C 9	- Monetary amount This Segment is used to indicate monetary amount related to the preceding CCI-Segment.
QTY - C 9	- Quantity A segment to provide quantity information related to the party characteristics.
CAV - C 9	- Characteristic value This segment is used to further specify party characteristics for the identified enterprise.
DTM - C 9	- Date/time/period This segment is used to indicate dates or times related to the process specified in the preceding CCI segment.
MEA - C 9	- Measurements This segment is used to specify any measurements related to the currently identified characteristic identification.

4. Segments Description

SG13 - C 999	- PRC-DTM-SG14
	A group of segments for relating processes, entities and documents.
PRC - M 1	- Process identification
	This segment is used to provide processing information for the enterprise identified in the preceding NAD Segment.
DTM - C 9	- Date/time/period
	This segment is used to indicate dates or times related to the process specified in the preceding PRC segment.
SG14 - C 999	- LIN-NAD-SG15
	A group of segments for relating a line number and entity to a document.
LIN - M 1	- Line item
	This segment is used to specify a line number.
NAD - M 1	- Name and address
	This segment is used to identify the party, who's role is described in the preceding PRC segment.
SG15 - M 99	- DOC
	A group of segments to relate a document.
DOC - M 1	- Document/message details
	This segment is used to identify any documentation related to the enterprise identified in the preceding NAD segment.

Party Information Summary Section

UNT - M 1	- Message trailer
	This segment is a mandatory UN/EDIFACT segment. It must always be the last segment in the message.

5. Segments Layout

This section describes each segment used in the EANCOM® Party information message. The original EDIFACT segment layout is listed. The appropriate comments relevant to the EANCOM® subset are indicated.

Notes:

1. The segments are presented in the sequence in which they appear in the message. The segment or segment group tag is followed by the (M)andatory / (C)onditional indicator, the maximum number of occurrences and the segment description.

2. Reading from left to right, in column one, the data element tags and descriptions are shown, followed by in the second column the EDIFACT status (M or C), the field format, and the picture of the data elements. These first pieces of information constitute the original EDIFACT segment layout.

Following the EDIFACT information, EANCOM® specific information is provided in the third, fourth, and fifth columns. In the third column a status indicator for the use of (C)onditional EDIFACT data elements (see 2.1 through 2.3 below), in the fourth column the restricted indicator (see point 3 on the following page), and in the fifth column notes and code values used for specific data elements in the message.

2.1 (M)andatory data elements in EDIFACT segments retain their status in EANCOM®.

2.2 Additionally, there are five types of status for data elements with a (C)onditional EDIFACT status, whether for simple, component or composite data elements. These are listed below and can be identified when relevant by the following abbreviations:

- REQUIRED	R	Indicates that the entity is required and must be sent.
- ADVISED	A	Indicates that the entity is advised or recommended.
- DEPENDENT	D	Indicates that the entity must be sent in certain conditions, as defined by the relevant explanatory note.
- OPTIONAL	O	Indicates that the entity is optional and may be sent at the discretion of the user.
- NOT USED	N	Indicates that the entity is not used and should be omitted.

2.3 If a composite is flagged as **N, NOT USED**, all data elements within that composite will have blank status indicators assigned to them.

3. Status indicators detailed in the fourth column which directly relate to the code values detailed in the fifth **column** may have two values:

- RESTRICTED	*	A data element marked with an asterisk (*) in the fourth column indicates that the listed codes in column five are the only codes available for use with this data element, in this segment, in this message.
- OPEN		All data elements where coded representation of data is possible and a restricted set of code values is not indicated are open (no asterisk in fourth column). The available codes are listed in the EANCOM® Data Elements and Code Sets Directory. Code values may be given as examples or there may be a note on the format or type of code to be used.

4. Different colours are used for the code values in the segment details: restricted codes are in red and open codes in blue.

5. Segments Layout

Segment number: 1

UNH - M 1 - Message header				
<p>Function:</p> <p>To head, identify and specify a message.</p> <p>Notes:</p> <p>1. Data element S009/0057 is retained for upward compatibility. The use of S016 and/or S017 is encouraged in preference.</p> <p>2. The combination of the values carried in data elements 0062 and S009 shall be used to identify uniquely the message within its group (if used) or if not used, within its interchange, for the purpose of acknowledgement.</p>				
		EDIFACT	GS1	* Description
0062	Message reference number	M an..14	M	
Senders unique message reference. Sequence number of messages in the interchange. DE 0062 in UNT will have the same value. Generated by the sender.				
S009	MESSAGE IDENTIFIER	M	M	
0065	Message type	M an..6	M	*
PARTIN = Party information message				
0052	Message version number	M an..3	M	*
D = Draft version/UN/EDIFACT Directory				
0054	Message release number	M an..3	M	*
01B = Release 2001 - B				
0051	Controlling agency, coded	M an..3	M	*
UN = UN/CEFACT				
0057	Association assigned code	C an..6	R	*
<p>EAN009 = GS1 version control number (GS1 Code)</p> <p>Indicates that the message is the EANCOM version 009 of the UNSM Party information.</p>				
0110	Code list directory version number	C an..6	O	
This data element can be used to identify the codelist agreed by the interchange partners, e.g. EAN001 = EANCOM 2002 S4 codelist released on 01.12.2002 by GS1.				
0113	Message type sub-function identification	C an..6	N	
0068	Common access reference	C an..35	N	
S010	STATUS OF THE TRANSFER	C	N	
0070	Sequence of transfers	M n..2		
0073	First and last transfer	C a1		
S016	MESSAGE SUBSET IDENTIFICATION	C	N	
0115	Message subset identification	M an..14		
0116	Message subset version number	C an..3		
0118	Message subset release number	C an..3		
0051	Controlling agency, coded	C an..3		
S017	MESSAGE IMPLEMENTATION GUIDELINE IDENTIFICATION	C	N	
0121	Message implementation guideline identification	M an..14		
0122	Message implementation guideline version number	C an..3		

5. Segments Layout

Segment number: 1

		EDIFACT	GS1	*	Description
0124	Message implementation guideline release number	C an..3			
0051	Controlling agency, coded	C an..3			
S018	SCENARIO IDENTIFICATION	C	N		
0127	Scenario identification	M an..14			
0128	Scenario version number	C an..3			
0130	Scenario release number	C an..3			
0051	Controlling agency, coded	C an..3			

Segment Notes:

This segment is used to head, identify and specify a message.

DE'S 0065, 0052, 0054, and 0051: Indicate that the message is a UNSM Party Information message based on the D.01B directory under the control of the United Nations.

Example:

UNH+ME000001+PARTIN:D:01B:UN:EAN008'

5. Segments Layout

Segment number: 2

BGM - M 1 - Beginning of message				
Function: To indicate the type and function of a message and to transmit the identifying number.				
		EDIFACT	GS1	* Description
C002	DOCUMENT/MESSAGE NAME	C	R	
1001	Document name code	C an..3	R	* 10 = Party information
1131	Code list identification code	C an..17	N	
3055	Code list responsible agency code	C an..3	N	
1000	Document name	C an..35	O	
C106	DOCUMENT/MESSAGE IDENTIFICATION	C	R	
1004	Document identifier	C an..35	R	Party Information Number assigned by the document sender. For global unique identification of documents Global Document Type Identifier (GDTI) is available.
1056	Version identifier	C an..9	N	
1060	Revision identifier	C an..6	N	
1225	Message function code	C an..3	R	* <div> 1 = Cancellation 2 = Addition 3 = Deletion 4 = Change 5 = Replace 6 = Confirmation 9 = Original </div> <p>The message function, coded is a critical data element in this segment. It applies to all transactions indicated in the message. The following definitions apply to the restricted codes :</p> <p>1 = Cancellation : This code is used to cancel an entire previous message identified in the RFF segment.</p> <p>2 = Addition : This code is used for new parties or for providing information about existing parties for the first time to the trading partner.</p> <p>3 = Deletion - This code is used to delete party records from a trading partner's database.</p> <p>4 = Change : This code is used to modify any information relevant to the parties already known by the trading partner. Only the segments containing modified information need to be sent. All previously sent data in a modified segment must be provided. All occurrences (repetitions) of a modified segment must be provided (whether modified or not).</p> <p>5 = Replace - To replace a previously sent message identified in the RFF segment of the heading section.</p> <p>6 = Confirmation : This code is used when party information is sent again for confirmation purposes.</p> <p>9 = Original - An original transmission of a party information message.</p>
4343	Response type code	C an..3	N	

5. Segments Layout

Segment number: 2

Segment Notes:

This segment is used to indicate the type and function of a message and to transmit the identifying number.

Example:

BGM+10+PI4356+4'

5. Segments Layout

Segment number: 3

DTM		- M	5 - Date/time/period		
Function: To specify date, and/or time, or period.					
		EDIFACT	GS1	*	Description
C507	DATE/TIME/PERIOD	M	M		
2005	Date or time or period function code qualifier	Man..3	M	*	137 = Document/message date/time 194 = Start date/time 206 = End date/time
2380	Date or time or period value	C an..35	R		
2379	Date or time or period format code	C an..3	R		102 = CCYYMMDD 718 = CCYYMMDD-CCYYMMDD
Segment Notes: This segment is used to specify the date or period of the Party Information message. DE 2005: Identification of the 'Document/message date/time' (code value 137) is mandatory in an EANCOM message. Example: DTM+137:20021201:102'					

5. Segments Layout

Segment number: 4

FII - C 10 - Financial institution information					
Function: To identify an account and a related financial institution.					
		EDIFACT	GS1	*	Description
3035	Party function code qualifier	M an..3	M	*	PB = Paying financial institution RB = Receiving financial institution
C078	ACCOUNT HOLDER IDENTIFICATION	C	R		
3194	Account holder identifier	C an..35	R		
3192	Account holder name	C an..35	O		
3192	Account holder name	C an..35	O		
6345	Currency identification code	C an..3	O		ISO 4217 three alpha
C088	INSTITUTION IDENTIFICATION	C	D		C088: In some countries it is possible to identify within the account number the institution name and branch. Where this is possible the composite C088 will not be required. For international transactions it is recommended that the need for composite C088 should be checked before sending the message. When using C088 it is recommended that if data element 3433 is not used that 3432 be used, and that when data element 3434 is not used that data element 3436 be used.
3433	Institution name code	C an..11	A		
1131	Code list identification code	C an..17	O		25 = Bank identification
3055	Code list responsible agency code	C an..3	D		5 = ISO (International Organization for Standardization)
3434	Institution branch identifier	C an..17	O		
1131	Code list identification code	C an..17	O		25 = Bank identification
3055	Code list responsible agency code	C an..3	D		5 = ISO (International Organization for Standardization)
3432	Institution name	C an..70	O		
3436	Institution branch location name	C an..70	O		
3207	Country name code	C an..3	O		ISO 3166 two alpha code
Segment Notes: This segment is used to identify the financial institution and account details of the Party Information sender. Example: FII+PB+1234567890+KREDBEBB:25:5'					

5. Segments Layout

Segment number: 5

FTX		- C	5 - Free text		
Function:					
To provide free form or coded text information.					
		EDIFACT	GS1	*	Description
4451	Text subject code qualifier	M an..3	M		GEN = Entire transaction set ZZZ = Mutually defined
4453	Free text function code	C an..3	O	*	1 = Text for subsequent use
C107	TEXT REFERENCE	C	D		This composite is only used when trading partners have agreed to use mutually defined code values.
4441	Free text value code	M an..17	M		001 = Standard text between trading partners
1131	Code list identification code	C an..17	O		
3055	Code list responsible agency code	C an..3	D		91 = Assigned by supplier or supplier's agent 92 = Assigned by buyer or buyer's agent
C108	TEXT LITERAL	C	D		This composite is only used if coded text can not be used.
4440	Free text value	M an..512	M		
4440	Free text value	C an..512	O		
4440	Free text value	C an..512	O		
4440	Free text value	C an..512	O		
4440	Free text value	C an..512	O		
3453	Language name code	C an..3	D		ISO 639 two alpha code This data element is only used when non coded free text has been provided in data element C108.
4447	Free text format code	C an..3	N		

Segment Notes:

This segment is used to provide free or coded text information related to the complete party information message.

Use of this segment is not recommended in free form since it inhibits automatic processing of the party information. Coded references to standard texts is an available functionality which enables automatic processing and reduces transmission overheads.

Standard texts should be mutually defined among trading partners and can be used to cover legal and other requirements.

Example:
(E.g. standard text 001 = This confirms our previous transmissions).
FTX+GEN+1+001::91'

5. Segments Layout

Segment number: 6

SG1 - C 5 - RFF-DTM				
RFF - M 1 - Reference				
Function: To specify a reference.				
	EDIFACT	GS1	*	Description
C506 REFERENCE	M	M		
1153 Reference code qualifier	Man..3	M	*	ASG = Party information message reference ASO = Password The code ASG is used when identifying a previous PARTIN message.
1154 Reference identifier	C an..70	R		
1156 Document line identifier	C an..6	N		
4000 Reference version identifier	C an..35	N		
1060 Revision identifier	C an..6	N		
Segment Notes: This segment is used to give references. Example: RFF+ASG:9888112'				

5. Segments Layout

Segment number: 7

SG1	- C	5 - RFF-DTM			
DTM	- C	1 - Date/time/period			
Function:					
To specify date, and/or time, or period.					
	EDIFACT	GS1	*	Description	
C507	DATE/TIME/PERIOD	M	M		
2005	Date or time or period function code qualifier	M an..3	M	*	171 = Reference date/time
2380	Date or time or period value	C an..35	R		
2379	Date or time or period format code	C an..3	R		102 = CCYYMMDD 718 = CCYYMMDD-CCYYMMDD
Segment Notes:					
This segment is used to indicate dates related to the references specified in the preceding RFF segment.					
Example:					
DTM+171:20020101:102'					

5. Segments Layout

Segment number: 8

SG2	- C	2 - NAD-SG3			
NAD	- M	1 - Name and address			
Function:					
To specify the name/address and their related function, either by C082 only and/or unstructured by C058 or structured by C080 thru 3207.					
		EDIFACT	GS1	*	Description
3035	Party function code qualifier	M an..3	M		FR = Message from MR = Message recipient
C082	PARTY IDENTIFICATION DETAILS	C	A		
3039	Party identifier	M an..35	M		For identification of parties it is recommended to use GLN - Format n13.
1131	Code list identification code	C an..17	N		
3055	Code list responsible agency code	C an..3	R	*	9 = GS1
C058	NAME AND ADDRESS	C	O		This composite may only be used to fulfill the requirements of directive 2003/58/EC, article 4.
3124	Name and address description	M an..35	M		
3124	Name and address description	C an..35	O		
3124	Name and address description	C an..35	O		
3124	Name and address description	C an..35	O		
3124	Name and address description	C an..35	O		
C080	PARTY NAME	C	D		
3036	Party name	M an..35	M		Party Name in clear text.
3036	Party name	C an..35	O		
3036	Party name	C an..35	O		
3036	Party name	C an..35	O		
3036	Party name	C an..35	O		
3045	Party name format code	C an..3	O		
C059	STREET	C	D		
3042	Street and number or post office box identifier	M an..35	M		Building Name/Number and Street Name
3042	Street and number or post office box identifier	C an..35	O		
3042	Street and number or post office box identifier	C an..35	O		
3042	Street and number or post office box identifier	C an..35	O		
3164	City name	C an..35	D		City/Town, clear text
C819	COUNTRY SUB-ENTITY DETAILS	C	D		
3229	Country sub-entity name code	C an..9	O		
1131	Code list identification code	C an..17	O		
3055	Code list responsible agency code	C an..3	O		

5. Segments Layout

Segment number: 8

	EDIFACT	GS1	*	Description
3228 Country sub-entity name	C an..70	O		County/State, clear text.
3251 Postal identification code	C an..17	D		Postal Code
3207 Country name code	C an..3	D		ISO 3166 two alpha code

Segment Notes:

This segment is used to identify the trading partners exchanging Party Information data. Identification of the sender and receiver is mandatory in the Party Information message.

Example:

NAD+FR+5412345000013::9'

NAD+MR+4012345500004::9'

Dependency Notes:

The following composites and data elements are only used when a coded name and address can not be used.

The affected composites and data elements are as follows:

 C080 - C059 - 3164 - C819 - 3251 - 3207

5. Segments Layout

Segment number: 9

SG2	- C	2 - NAD-SG3
SG3	- C	5 - CTA-COM
CTA	- M	1 - Contact information

Function:

To identify a person or a department to whom communication should be directed.

		EDIFACT	GS1	*	Description
3139	Contact function code	C an..3	R		AD = Accounting contact IC = Information contact OC = Order contact
C056	DEPARTMENT OR EMPLOYEE DETAILS	C	O		
3413	Department or employee name code	C an..17	O		
3412	Department or employee name	C an..35	O		

Segment Notes:

This segment is used to identify a department and person within the party specified in the previous NAD segment.

Example:

CTA+AD+:DAVID BOYD'

5. Segments Layout

Segment number: 10

SG2	- C	2 - NAD-SG3
SG3	- C	5 - CTA-COM
COM	- C	5 - Communication contact
Function: To identify a communication number of a department or a person to whom communication should be directed.		
	EDIFACT	GS1 * Description
C076 COMMUNICATION CONTACT	M	M
3148 Communication address identifier	Man..512	M
3155 Communication address code qualifier	Man..3	M
EM = Electronic mail TE = Telephone AO = Uniform Resource Location (URL)		
Segment Notes: This segment is used to identify the communications number and the type of communications used for the person or department identified in the CTA segment. Example: COM+00322256541:TE'		

5. Segments Layout

Segment number: 11

UNS - M 1 - Section control				
Function: To separate header, detail and summary sections of a message.				
Notes: To be used by message designers only when required to avoid ambiguities.				
	EDIFACT	GS1	*	Description
0081 Section identification	M a l	M	*	D = Header/detail section separation
Segment Notes: This segment marks the end of the header information and the beginning of the details information.				
Example: UNS+D'				

5. Segments Layout

Segment number: 12

SG4 - C 200000 - NAD-DTM-FII-IDE-FTX-TAX-HYN-SG5-SG6-SG7-SG8-SG9-SG10-SG12-SG13				
NAD - M 1 - Name and address				
Function: To specify the name/address and their related function, either by C082 only and/or unstructured by C058 or structured by C080 thru 3207.				
	EDIFACT	GS1	*	Description
3035 Party function code qualifier	M an..3	M		BY = Buyer X48 = Corporate identity (GS1 Temporary Code) DP = Delivery party IPA = Party information party (GS1 Temporary Code) IPD = Article information party (GS1 Temporary Code) IPR = Price information party (GS1 Temporary Code) ITO = Invoice recipient party (GS1 Temporary code) IV = Invoicee SN = Store number SR = Supplier's agent/representative SU = Supplier
C082 PARTY IDENTIFICATION DETAILS	C	A		
3039 Party identifier	Man..35	M		For identification of parties it is recommended to use GLN - Format n13.
1131 Code list identification code	C an..17	N		
3055 Code list responsible agency code	C an..3	R	*	9 = GS1
C058 NAME AND ADDRESS	C	O		This composite may only be used to fulfill the requirements of directive 2003/58/EC, article 4.
3124 Name and address description	Man..35	M		
3124 Name and address description	C an..35	O		
3124 Name and address description	C an..35	O		
3124 Name and address description	C an..35	O		
3124 Name and address description	C an..35	O		
C080 PARTY NAME	C	D		
3036 Party name	Man..35	M		Party Name in clear text.
3036 Party name	C an..35	O		
3036 Party name	C an..35	O		
3036 Party name	C an..35	O		
3036 Party name	C an..35	O		
3045 Party name format code	C an..3	O		
C059 STREET	C	D		
3042 Street and number or post office box identifier	Man..35	M		Building Name/Number and Street Name
3042 Street and number or post office box identifier	C an..35	O		

5. Segments Layout

Segment number: 12

		EDIFACT	GS1	*	Description
3042	Street and number or post office box identifier	C an..35	O		
3042	Street and number or post office box identifier	C an..35	O		
3164	City name	C an..35	D		City/Town name, clear text
C819	COUNTRY SUB-ENTITY DETAILS	C	D		
3229	Country sub-entity name code	C an..9	O		
1131	Code list identification code	C an..17	O		
3055	Code list responsible agency code	C an..3	O		
3228	Country sub-entity name	C an..70	O		County/State, clear text.
3251	Postal identification code	C an..17	D		Postal Code
3207	Country name code	C an..3	D		ISO 3166 two alpha code

Segment Notes:

This segment is used to specify the party being identified. Identification of at least one party is mandatory in this segment as the NAD segment at detail level is the trigger segment to the detail information.

Example:

NAD+BY+4012345500004::9++GS1+Avenue Louise 326+BRUXELLES++B-1050+BE'

Dependency Notes:

The following composites and data elements are only used when a coded name and address can not be used.

The affected composites and data elements are as follows:

C080 - C059 - 3164 - C819 - 3251 - 3207

5. Segments Layout

Segment number: 13

SG4 - C 200000 - NAD-DTM-FII-IDE-FTX-TAX-HYN-SG5-SG6-SG7-SG8-SG9-SG10-SG12-SG13				
DTM - C 5 - Date/time/period				
Function: To specify date, and/or time, or period.				
	EDIFACT	GS1	*	Description
C507 DATE/TIME/PERIOD	M	M		
2005 Date or time or period function code qualifier	Man..3	M		194 = Start date/time 206 = End date/time
2380 Date or time or period value	C an..35	R		
2379 Date or time or period format code	C an..3	R		102 = CCYYMMDD 203 = CCYYMMDDHHMM 718 = CCYYMMDD-CCYYMMDD
Segment Notes: This segment is used to specify any dates or times associated with the party identified in the previous NAD segment. Example: DTM+194:20020101:102'				

5. Segments Layout

Segment number: 14

SG4 - C 200000 - NAD-DTM-FII-IDE-FTX-TAX-HYN-SG5-SG6-SG7-SG8-SG9-SG10-SG12-SG13				
FII - C 10 - Financial institution information				
Function: To identify an account and a related financial institution.				
	EDIFACT	GS1	*	Description
3035 Party function code qualifier	M an..3	M		PB = Paying financial institution RB = Receiving financial institution
C078 ACCOUNT HOLDER IDENTIFICATION	C	R		
3194 Account holder identifier	C an..35	R		
3192 Account holder name	C an..35	O		
3192 Account holder name	C an..35	N		
6345 Currency identification code	C an..3	O		ISO 4217 three alpha code
C088 INSTITUTION IDENTIFICATION	C	D		In some countries it is possible to identify within the account number the institution name and branch. Where this is possible the composite C088 will not be required. For international transactions it is recommended that the need for composite C088 should be checked before sending the message. When using C088 it is recommended that if data element 3433 is not used that 3432 be used, and that when data element 3434 is not used that data element 3436 be used.
3433 Institution name code	C an..11	A		
1131 Code list identification code	C an..17	O		25 = Bank identification
3055 Code list responsible agency code	C an..3	D		5 = ISO (International Organization for Standardization)
3434 Institution branch identifier	C an..17	O		
1131 Code list identification code	C an..17	O		25 = Bank identification
3055 Code list responsible agency code	C an..3	D		5 = ISO (International Organization for Standardization)
3432 Institution name	C an..70	O		
3436 Institution branch location name	C an..70	O		
3207 Country name code	C an..3	O		ISO 3166 two alpha code
Segment Notes: This segment is used to identify the financial institution and account details of the Party identified in the preceding NAD segment. Example: FII+PB+1234567890+KREDBEBB:25:5'				

5. Segments Layout

Segment number: 15

SG4 - C 200000 - NAD-DTM-FII-IDE-FTX-TAX-HYN-SG5-SG6-SG7-SG8-SG9-SG10-SG12-SG13				
IDE - C 9 - Identity				
Function: To identify an object.				
	EDIFACT	GS1	*	Description
7495 Object type code qualifier	Man..3	M		Code giving the party identification. BY = Buyer (GS1 Permanent Code) CO = Corporate office (GS1 Permanent Code) DP = Delivery party (GS1 Permanent Code) II = Issuer of invoice (GS1 Permanent Code) IV = Invoicee (GS1 Permanent Code) NFP = No function priority allocated (GS1 Permanent Code) OB = Ordered by (GS1 Permanent Code) PE = Payee (GS1 Permanent Code) PR = Payer (GS1 Permanent Code) QP = Quotation party (GS1 Permanent Code) SE = Seller (GS1 Permanent Code) SF = Ship from (GS1 Permanent Code) SH = Shipper (GS1 Permanent Code) ST = Ship to (GS1 Permanent Code) SU = Supplier (GS1 Permanent Code) X48 = Corporate identity (GS1 Permanent Code)
C206 IDENTIFICATION NUMBER	C	N		
7402 Object identifier	Man..35			
7405 Object identification code qualifier	C an..3			
4405 Status description code	C an..3			
C082 PARTY IDENTIFICATION DETAILS	C	O		
3039 Party identifier	Man..35	M		For identification of parties it is recommended to use GLN - Format n13.
1131 Code list identification code	C an..17	N		
3055 Code list responsible agency code	C an..3	R	*	9 = GS1
4405 Status description code	C an..3	O		
1222 Configuration level number	C n..2	O		
C778 POSITION IDENTIFICATION	C	O		
7164 Hierarchical structure level identifier	C an..35	O		
1050 Sequence position identifier	C an..10	O		
C240 PRODUCT CHARACTERISTIC	C	N		
7037 Characteristic description code	Man..17			
1131 Code list identification code	C an..17			

5. Segments Layout

3055	Code list responsible agency code	C an..3			
------	--------------------------------------	---------	--	--	--

5. Segments Layout

Segment number: 15

	EDIFACT	GS1	*	Description
7036 Characteristic description	C an..35			
7036 Characteristic description	C an..35			
<p>Segment Notes:</p> <p>This segment is used to provide additional/alternative identification of the function(s) within the party specified in the previous NAD segment.</p> <p>Example:</p> <p>IDE+0B++4012345500004::9'</p>				

5. Segments Layout

Segment number: 16

SG4 - C 200000 - NAD-DTM-FII-IDE-FTX-TAX-HYN-SG5-SG6-SG7-SG8-SG9-SG10-SG12-SG13				
FTX - C 9 - Free text				
Function: To provide free form or coded text information.				
	EDIFACT	GS1	*	Description
4451 Text subject code qualifier	M an..3	M		AIQ = Party information
4453 Free text function code	C an..3	O	*	1 = Text for subsequent use
C107 TEXT REFERENCE	C	D		This composite is only used when trading partners have agreed to use mutually defined code values.
4441 Free text value code	M an..17	M		001 = Standard text between trading partners
1131 Code list identification code	C an..17	O		
3055 Code list responsible agency code	C an..3	D		91 = Assigned by supplier or supplier's agent 92 = Assigned by buyer or buyer's agent
C108 TEXT LITERAL	C	D		This composite is only used if coded text can not be used.
4440 Free text value	M an..512	M		
4440 Free text value	C an..512	O		
4440 Free text value	C an..512	O		
4440 Free text value	C an..512	O		
4440 Free text value	C an..512	O		
3453 Language name code	C an..3	D		ISO 639 two alpha code This data element is only used when non coded free text has been provided in data element C108.
4447 Free text format code	C an..3	N		
<p>Segment Notes:</p> <p>This segment is used to provide free or coded text information related to the current party. Use of this segment is not recommended in free form since it inhibits automatic processing of the party information. Coded references to standard texts is an available functionality which enables automatic processing and reduces transmission overheads. Standard texts should be mutually defined among trading partners and can be used to cover legal and other requirements.</p> <p>Example: FTX+AIQ+1+001::91' (E.g. standard text 001 = This confirms our previous transmissions).</p>				

5. Segments Layout

Segment number: 17

SG4 - C 200000 - NAD-DTM-FII-IDE-FTX-TAX-HYN-SG5-SG6-SG7-SG8-SG9-SG10-SG12-SG13				
TAX - C 9 - Duty/tax/fee details				
Function: To specify relevant duty/tax/fee information.				
		EDIFACT	GS1	* Description
5283	Duty or tax or fee function code qualifier	M an..3	M	5 = Customs duty 7 = Tax
C241	DUTY/TAX/FEE TYPE	C	D	
5153	Duty or tax or fee type name code	C an..3	O	GST = Goods and services tax VAT = Value added tax
1131	Code list identification code	C an..17	O	
3055	Code list responsible agency code	C an..3	D	
5152	Duty or tax or fee type name	C an..35	O	
C533	DUTY/TAX/FEE ACCOUNT DETAIL	C	O	
5289	Duty or tax or fee account code	Man..6	M	
1131	Code list identification code	C an..17	O	
3055	Code list responsible agency code	C an..3	D	
5286	Duty or tax or fee assessment basis value	C an..15	O	
C243	DUTY/TAX/FEE DETAIL	C	A	
5279	Duty or tax or fee rate code	C an..7	O	
1131	Code list identification code	C an..17	O	
3055	Code list responsible agency code	C an..3	D	
5278	Duty or tax or fee rate	C an..17	R	The actual rate of tax/duty.
5273	Duty or tax or fee rate basis code	C an..12	O	
1131	Code list identification code	C an..17	O	
3055	Code list responsible agency code	C an..3	D	
5305	Duty or tax or fee category code	C an..3	D	A = Mixed tax rate E = Exempt from tax S = Standard rate
3446	Party tax identifier	C an..20	O	
1227	Calculation sequence code	C an..3	N	
Segment Notes: This TAX segment is used to indicate the usual tax situation for the enterprise identified in the previous NAD segment. Example: TAX+7+VAT+++:::21+S'				
Dependency Notes:				

5. Segments Layout

Segment number: 17

DE C241 and 5305: Tax types and categories will vary from country to country. They should be defined by national guidelines.
--

5. Segments Layout

Segment number: 18

SG4 - C 200000 - NAD-DTM-FII-IDE-FTX-TAX-HYN-SG5-SG6-SG7-SG8-SG9-SG10-SG12-SG13				
HYN - C 9 - Hierarchy information				
Function: A segment to identify hierarchical connections from a given item to a higher or lower levelled item or to identify dependencies among the content of hierarchically related groups of data.				
	EDIFACT	GS1	*	Description
7173 Hierarchy object code qualifier	M an..3	M	*	PA = Party or location hierarchy link (GS1 Temporary Code)
7171 Hierarchical structure relationship code	C an..3	R		1 = Parent 2 = Child This data element is used to indicate whether the identifier (DE 7140) specified in this segment is a parent or child party of the current party.
1229 Action request/notification description code	C an..3	A		
C212 ITEM NUMBER IDENTIFICATION	C	R		
7140 Item identifier	C an..35	R		GLN - format n13
7143 Item type identification code	C an..3	R	*	GLN = Global Location Number (GS1 Temporary Code)
1131 Code list identification code	C an..17	N		
3055 Code list responsible agency code	C an..3	R	*	9 = GS1
7166 Hierarchical structure parent identifier	C an..35	N		
Segment Notes: This segment is used to provide hierarchical connections from the current party to a higher or lower level party. Example: HYN+PA+1++5410013111009:GLN::9' This example indicates that the GLN 5410013111009 is a parent in the party hierarchy to the GLN 5412345123453 identified in the NAD segment.				

5. Segments Layout

Segment number: 19

SG4	- C	200000 - NAD-DTM-FII-IDE-FTX-TAX-HYN-SG5-SG6-SG7-SG8-SG9-SG10-SG12-SG13
SG5	- C	99 - LOC
LOC	- M	1 - Place/location identification

Function:					
To identify a place or a location and/or related locations.					
		EDIFACT	GS1	*	Description
3227	Location function code qualifier	M an..3	M	*	7 = Place of delivery
C517	LOCATION IDENTIFICATION	C	N		
3225	Location name code	C an..25			
1131	Code list identification code	C an..17			
3055	Code list responsible agency code	C an..3			
3224	Location name	C an..256			
C519	RELATED LOCATION ONE IDENTIFICATION	C	O		
3223	First related location name code	C an..25	R	*	LATDMS = Latitude DMS (GS1 Permanent Code) LATDEC = Latitude DEC (GS1 Permanent Code)
1131	Code list identification code	C an..17	O		
3055	Code list responsible agency code	C an..3	R	*	9 = GS1
3222	First related location name	C an..70	O		
C553	RELATED LOCATION TWO IDENTIFICATION	C	O		
3233	Second related location name code	C an..25	R	*	LONDEC = Longitude DEC (GS1 Permanent Code) LONDMS = Longitude DMS (GS1 Permanent Code)
1131	Code list identification code	C an..17	O		
3055	Code list responsible agency code	C an..3	R	*	9 = GS1
3232	Second related location name	C an..70	C		
5479	Relation code	C an..3	N		

Segment Notes:	
This segment is used to identify the location via geographical coordinates when no addresses or GLN already exists (road under construction, building sector, etc...).	
LOC+7++LATDMS::9:503509N+LONDMS::9:0053611E’	
LOC+7++LATDEC::9:50.5861N+LONDEC::9:005.6033E’	

5. Segments Layout

Segment number: 20

SG4	- C	200000	- NAD-DTM-FII-IDE-FTX-TAX-HYN-SG5-SG6-SG7-SG8-SG9-SG10-SG12-SG13		
SG6	- C	15	- RFF-DTM		
RFF	- M	1	- Reference		
Function: To specify a reference.					
		EDIFACT	GS1	*	Description
C506	REFERENCE	M	M		
1153	Reference code qualifier	M an..3	M		AQQ = Activite Principale Exercee (APE) identifier YC1 = Additional party identification (GS1 Temporary Code) CR = Customer reference number CT = Contract number FC = Fiscal number GN = Government reference number IP = Import licence number PL = Price list number VA = VAT registration number XA = Company/place registration number AVG = Slaughterhouse approval number AVH = Meat cutting plant approval number
1154	Reference identifier	C an..70	R		
1156	Document line identifier	C an..6	N		
4000	Reference version identifier	C an..35	N		
1060	Revision identifier	C an..6	N		
Segment Notes: This segment is used to specify any references which are particular to the party identified in the preceding NAD segment, e.g., VAT registration number. Example: RFF+VA:4568112'					

5. Segments Layout

Segment number: 21

SG4	- C	200000 - NAD-DTM-FII-IDE-FTX-TAX-HYN-SG5-SG6-SG7-SG8-SG9-SG10-SG12-SG13			
SG6	- C	15 - RFF-DTM			
DTM	- C	1 - Date/time/period			
Function:					
To specify date, and/or time, or period.					
		EDIFACT	GS1	*	Description
C507	DATE/TIME/PERIOD	M	M		
2005	Date or time or period function code qualifier	M an..3	M	*	171 = Reference date/time
2380	Date or time or period value	C an..35	R		
2379	Date or time or period format code	C an..3	R		102 = CCYYMMDD 718 = CCYYMMDD-CCYYMMDD
Segment Notes:					
This segment is used to indicate dates related to the references specified in the preceding RFF segment.					
Example:					
DTM+171:20020101:102'					

5. Segments Layout

Segment number: 22

SG4	- C	200000	- NAD-DTM-FII-IDE-FTX-TAX-HYN-SG5-SG6-SG7-SG8-SG9-SG10-SG12-SG13
SG7	- C	5	- CTA-COM
CTA	- M	1	- Contact information

Function:

To identify a person or a department to whom communication should be directed.

		EDIFACT	GS1	*	Description
3139	Contact function code	C an..3	R		OC = Order contact SA = Sales administration
C056	DEPARTMENT OR EMPLOYEE DETAILS	C	O		
3413	Department or employee name code	C an..17	O		
3412	Department or employee name	C an..35	O		

Segment Notes:

This segment is used to identify a contact department and/or person within the party specified in the previous NAD segment.

Example:

CTA+SA+:D BOWLES'

5. Segments Layout

Segment number: 23

SG4	- C	200000 - NAD-DTM-FII-IDE-FTX-TAX-HYN-SG5-SG6-SG7-SG8-SG9-SG10-SG12-SG13
SG7	- C	5 - CTA-COM
COM	- C	5 - Communication contact
Function:		
To identify a communication number of a department or a person to whom communication should be directed.		
	EDIFACT	GS1 * Description
C076 COMMUNICATION CONTACT	M	M
3148 Communication address identifier	Man..512	M
3155 Communication address code qualifier	Man..3	M
EM = Electronic mail TE = Telephone AO = Uniform Resource Location (URL)		
Segment Notes:		
This segment is used to identify the communications number and the type of communications used for the person or department identified in the CTA segment.		
Example:		
COM+00322256631:FX'		

5. Segments Layout

Segment number: 24

SG4	- C	200000 - NAD-DTM-FII-IDE-FTX-TAX-HYN-SG5-SG6-SG7-SG8-SG9-SG10-SG12-SG13
SG8	- C	10 - SCC-DTM
SCC	- M	1 - Scheduling conditions
Function:		
To specify scheduling conditions.		
	EDIFACT	GS1 * Description
4017 Delivery plan commitment level code	M an..3	M 1 = Firm 4 = Planning/forecast
4493 Delivery instruction code	C an..3	O DA = Do not deliver after DB = Do not deliver before
C329 PATTERN DESCRIPTION	C	O
2013 Frequency code	C an..3	O M = Monthly (calendar months) Q = Quarterly (calendar quarters) S = Semi-annually (calendar year) W = Weekly Y = Daily
2015 Despatch pattern code	C an..3	O 10 = Monday through Friday 11 = Monday through Saturday 12 = Monday through Sunday 13 = Monday 14 = Tuesday 15 = Wednesday 16 = Thursday 17 = Friday
2017 Despatch pattern timing code	C an..3	O D = A.M. E = P.M. H = 24 hour clock
Segment Notes:		
This segment is used to indicate any delivery schedules for the current party.		
Example:		
SCC+1++W:14:D'		
Firm schedule, every Tuesday morning.		

5. Segments Layout

Segment number: 25

SG4	- C	200000 - NAD-DTM-FII-IDE-FTX-TAX-HYN-SG5-SG6-SG7-SG8-SG9-SG10-SG12-SG13
SG8	- C	10 - SCC-DTM
DTM	- C	2 - Date/time/period

Function:

To specify date, and/or time, or period.

		EDIFACT	GS1	*	Description
C507	DATE/TIME/PERIOD	M	M		
2005	Date or time or period function code qualifier	M an..3	M	*	2 = Delivery date/time, requested 4 = Order date/time 63 = Delivery date/time, latest 64 = Delivery date/time, earliest
2380	Date or time or period value	C an..35	R		
2379	Date or time or period format code	C an..3	R		102 = CCYYMMDD 401 = HHMM 501 = HHMMHHMM 718 = CCYYMMDD-CCYYMMDD

Segment Notes:

This segment is used to indicate date/time information relevant to the delivery schedule provided in the SCC segment.

Example:

DTM+2:20020120:102'

5. Segments Layout

Segment number: 26

SG4	- C	200000	- NAD-DTM-FII-IDE-FTX-TAX-HYN-SG5-SG6-SG7-SG8-SG9-SG10-SG12-SG13		
SG9	- C	1	- TOD-LOC		
TOD	- M	1	- Terms of delivery or transport		
Function:					
To specify terms of delivery or transport.					
		EDIFACT	GS1	*	Description
4055	Delivery or transport terms function code	C an..3	R		3 = Price and despatch condition 6 = Delivery condition
4215	Transport charges payment method code	C an..3	O		DF = Defined by buyer and supplier PC = Prepaid but charged to customer
C100	TERMS OF DELIVERY OR TRANSPORT	C	A		
4053	Delivery or transport terms description code	C an..3	R		INCOTERMS (See EANCOM Codes Set) If INCOTERMS are applicable, then DE 3055 has to contain code value "9" and DE 1131 must be used.
1131	Code list identification code	C an..17	D		
3055	Code list responsible agency code	C an..3	D		
4052	Delivery or transport terms description	C an..70	O		
4052	Delivery or transport terms description	C an..70	O		
Segment Notes:					
This segment is used to specify the terms of delivery for the specified location in the previous NAD segment.					
Example: TOD+3++CIF:2E:9'					
Dependency Notes:					
Data elements 1131 and 3055 are only used if specific terms of delivery codes, which are outside those recommended by EDIFACT, are being used.					

5. Segments Layout

Segment number: 27

SG4	- C	200000	- NAD-DTM-FII-IDE-FTX-TAX-HYN-SG5-SG6-SG7-SG8-SG9-SG10-SG12-SG13		
SG9	- C	1	- TOD-LOC		
LOC	- C	1	- Place/location identification		
Function:					
To identify a place or a location and/or related locations.					
		EDIFACT	GS1	*	Description
3227	Location function code qualifier	M an..3	M		1 = Place of terms of delivery 5 = Place of departure 7 = Place of delivery
C517	LOCATION IDENTIFICATION	C	A		
3225	Location name code	C an..25	A		UN/LOCODE
1131	Code list identification code	C an..17	O		
3055	Code list responsible agency code	C an..3	D		3 = IATA (International Air Transport Association) DE 3055 must be used if DE 3225 is used and does not contain an UN/LOCODE.
3224	Location name	C an..256	O		
C519	RELATED LOCATION ONE IDENTIFICATION	C	N		
3223	First related location name code	C an..25			
1131	Code list identification code	C an..17			
3055	Code list responsible agency code	C an..3			
3222	First related location name	C an..70			
C553	RELATED LOCATION TWO IDENTIFICATION	C	N		
3233	Second related location name code	C an..25			
1131	Code list identification code	C an..17			
3055	Code list responsible agency code	C an..3			
3232	Second related location name	C an..70			
5479	Relation code	C an..3	N		
Segment Notes:					
This segment is used to identify the location where the terms of delivery apply.					
Example: LOC+1+BE-BRU'					

5. Segments Layout

Segment number: 28

SG4 - C 200000 - NAD-DTM-FII-IDE-FTX-TAX-HYN-SG5-SG6-SG7-SG8-SG9-SG10-SG12-SG13				
SG10 - C 999 - PAI-PAT-CUX-DTM-PCD-MOA				
PAI - M 1 - Payment instructions				
Function: To specify the instructions for payment.				
	EDIFACT	GS1	*	Description
C534 PAYMENT INSTRUCTION DETAILS	M	M		
4439 Payment conditions code	C an..3	O		1 = Direct payment
4431 Payment guarantee means code	C an..3	O		20 = Goods as security
4461 Payment means code	C an..3	O		42 = Payment to bank account 60 = Promissory note 70 = Bill drawn by the creditor on the debtor 10E = Payment terms defined in the Commercial Account Summary (GS1 Temporary Code) 13E = Payment terms defined in consolidated invoice (GS1 Temporary Code)
1131 Code list identification code	C an..17	O		
3055 Code list responsible agency code	C an..3	D		
4435 Payment channel code	C an..3	O		
Segment Notes: A segment giving information on usual payment instructions. PAI+1::42'				

5. Segments Layout

Segment number: 29

SG4	- C	200000	- NAD-DTM-FII-IDE-FTX-TAX-HYN-SG5-SG6-SG7-SG8-SG9-SG10-SG12-SG13		
SG10	- C	999	- PAI-PAT-CUX-DTM-PCD-MOA		
PAT	- C	1	- Payment terms basis		
Function: To specify the payment terms basis.					
Notes: 1. This segment will be removed effective with directory D.02B.					
		EDIFACT	GS1	*	Description
4279	Payment terms type code qualifier	M an..3	M		1 = Basic 3 = Fixed date 7 = Extended 20 = Penalty terms 22 = Discount 10E = Complete payment (GS1 Temporary Code)
C110	PAYMENT TERMS	C	O		
4277	Payment terms description identifier	M an..17	M		ZZZ = Mutually defined (GS1 Temporary Code)
1131	Code list identification code	C an..17	O		
3055	Code list responsible agency code	C an..3	D		
4276	Payment terms description	C an..35	O		
4276	Payment terms description	C an..35	O		
C112	TERMS/TIME INFORMATION	C	O		
2475	Time reference code	M an..3	M		5 = Date of invoice
2009	Terms time relation code	C an..3	O		3 = After reference
2151	Period type code	C an..3	O		D = Day M = Month WD = Working days Y = Year
2152	Period count quantity	C n..3	O		Number of periods for payment.
Segment Notes: This segment specifies the usual payment terms for the enterprise identified in the previous NAD segment.					
Example: The following example indicates basic payment terms with payment due 30 days after the reference date which is the invoice date. PAT+1++5:3:D:30'					

5. Segments Layout

Segment number: 30

SG4	- C	200000	- NAD-DTM-FII-IDE-FTX-TAX-HYN-SG5-SG6-SG7-SG8-SG9-SG10-SG12-SG13
SG10	- C	999	- PAI-PAT-CUX-DTM-PCD-MOA
CUX	- C	2	- Currencies

Function:

To specify currencies used in the transaction and relevant details for the rate of exchange.

		EDIFACT	GS1	*	Description
C504	CURRENCY DETAILS	C	R		
6347	Currency usage code qualifier	M an..3	M	*	2 = Reference currency
6345	Currency identification code	C an..3	R		ISO 4217 three alpha
6343	Currency type code qualifier	C an..3	R	*	4 = Invoicing currency 10 = Pricing currency 11 = Payment currency
6348	Currency rate value	C n..4	N		
C504	CURRENCY DETAILS	C	D		The second occurrence of this composite is only used if a target currency is being specified.
6347	Currency usage code qualifier	M an..3	M	*	3 = Target currency
6345	Currency identification code	C an..3	R		ISO 4217 three alpha
6343	Currency type code qualifier	C an..3	R	*	4 = Invoicing currency 10 = Pricing currency 11 = Payment currency
6348	Currency rate value	C n..4	O		
5402	Currency exchange rate	C n..12	D		The rate of exchange which applies to the currencies. The rate of exchange is only used if a target currency has been identified in the second occurrence of C504.
6341	Exchange rate currency market identifier	C an..3	N		

Segment Notes:

This segment is used to specify usual currency applicable for the enterprise identified in the previous NAD segment.

The CUX Segment is mandatory for international exchanges.

When specifying Reference and Target Currencies for international trade, one occurrence of CUX is all that is required. The reference currency is identified in the first occurrence of composite C504, with the target currency specified in the second occurrence of C504. The rate of exchange between the two is detailed in DE 5402.

The general rule for calculating the rate of exchange is as follows :

Reference Currency multiplied by Rate = Target Currency.

Example:

Where only the invoicing currency needs to be identified for national trade.

CUX+2:EUR:4'

CUX+2:EUR:4+3:USD:11+0.90243'

5. Segments Layout

Segment number: 31

SG4	- C	200000 - NAD-DTM-FII-IDE-FTX-TAX-HYN-SG5-SG6-SG7-SG8-SG9-SG10-SG12-SG13
SG10	- C	999 - PAI-PAT-CUX-DTM-PCD-MOA
DTM	- C	9 - Date/time/period

Function:

To specify date, and/or time, or period.

		EDIFACT	GS1	*	Description
C507	DATE/TIME/PERIOD	M	M		
2005	Date or time or period function code qualifier	M an..3	M	*	7 = Effective date/time 12 = Terms discount due date/time 13 = Terms net due date 209 = Value date 326 = Charge period
2380	Date or time or period value	C an..35	R		
2379	Date or time or period format code	C an..3	R		102 = CCYYMMDD 718 = CCYYMMDD-CCYYMMDD 804 = Day

Segment Notes:

This segment is used to specify any dates associated with the payment terms.

Example:

DTM+326:30:804'

5. Segments Layout

Segment number: 32

SG4	- C	200000 - NAD-DTM-FII-IDE-FTX-TAX-HYN-SG5-SG6-SG7-SG8-SG9-SG10-SG12-SG13
SG10	- C	999 - PAI-PAT-CUX-DTM-PCD-MOA
PCD	- C	9 - Percentage details

Function:
To specify percentage information.

		EDIFACT	GS1	*	Description
C501	PERCENTAGE DETAILS	M	M		
5245	Percentage type code qualifier	Man..3	M		7 = Percentage of invoice 12 = Discount 15 = Penalty percentage 16 = Interest percentage
5482	Percentage	C n..10	R		
5249	Percentage basis identification code	C an..3	O		13 = Invoice value 1 = Per unit
1131	Code list identification code	C an..17	O		
3055	Code list responsible agency code	C an..3	D		
4405	Status description code	C an..3	N		

Segment Notes:

This segment is used to specify percentages which will be allowed or charged if the invoicee pays (does not pay) to terms.

Example:
PCD+15:2.5:13'

5. Segments Layout

Segment number: 33

SG4	- C	200000	- NAD-DTM-FII-IDE-FTX-TAX-HYN-SG5-SG6-SG7-SG8-SG9-SG10-SG12-SG13
SG10	- C	999	- PAI-PAT-CUX-DTM-PCD-MOA
MOA	- C	9	- Monetary amount

Function:

To specify a monetary amount.

		EDIFACT	GS1	*	Description
C516	MONETARY AMOUNT	M	M		
5025	Monetary amount type code qualifier	M an..3	M		38 = Invoice item amount 178 = Exact amount 201 = Penalty amount
5004	Monetary amount	C n..35	R		
6345	Currency identification code	C an..3	O		
6343	Currency type code qualifier	C an..3	O		
4405	Status description code	C an..3	N		

Segment Notes:

This segment is used to indicate monetary amount related to the payment conditions.

Example:

MOA+178:200'

5. Segments Layout

Segment number: 34

SG4	- C	200000 - NAD-DTM-FII-IDE-FTX-TAX-HYN-SG5-SG6-SG7-SG8-SG9-SG10-SG12-SG13			
SG12	- C	999 - CCI-MOA-QTY-CAV-DTM-MEA			
CCI	- M	1 - Characteristic/class id			
Function:					
To identify and describe a specific characteristic and its relevance for subsequent business processes.					
		EDIFACT	GS1	*	Description
7059	Class type code	C an..3	O		6 = Party characteristic
C502	MEASUREMENT DETAILS	C	N		
6313	Measured attribute code	C an..3	O		
6321	Measurement significance code	C an..3			
6155	Non-discrete measurement name code	C an..17			
6154	Non-discrete measurement name	C an..70			
C240	PRODUCT CHARACTERISTIC	C	O		
7037	Characteristic description code	Man..17	M		This data element is used to identify the characteristics of a line item in user coded form. As no EDIFACT code list exists for this data element codes should be from the EANCOM code list or be allocated depending on the requirements of the user. Should it not be possible to provide a user code in this data element and a free form characteristic description is used in data element 7036, then it is recommended that the code value 'ZZZ' be put in data element 7037 (which is mandatory).
1131	Code list identification code	C an..17	O		
3055	Code list responsible agency code	C an..3	D		9 = GS1 60 = Assigned by national trade agency 91 = Assigned by supplier or supplier's agent 92 = Assigned by buyer or buyer's agent
7036	Characteristic description	C an..35	O		This data element is used to provide free form text characteristics for use where no coded values exist in data element 7037.
7036	Characteristic description	C an..35	O		
4051	Characteristic relevance code	C an..3	N		
Segment Notes:					
This segment is used to specify the characteristics of the identified enterprise.					
Example:					
CCI+6++ZZZ::91:PAYMENT SERVICE PROVIDER'					
This example indicates that the characteristic being identified is a payment service provider. As no code value is available (code ZZZ is a dummy because DE 7037 is mandatory) the information is provided in free text form.					

5. Segments Layout

Segment number: 35

SG4	- C	200000	- NAD-DTM-FII-IDE-FTX-TAX-HYN-SG5-SG6-SG7-SG8-SG9-SG10-SG12-SG13		
SG12	- C	999	- CCI-MOA-QTY-CAV-DTM-MEA		
MOA	- C	9	- Monetary amount		
Function:					
To specify a monetary amount.					
		EDIFACT	GS1	*	Description
C516	MONETARY AMOUNT	M	M		
5025	Monetary amount type code qualifier	M an..3	M		178 = Exact amount 462 = Annual turnover 38 = Invoice item amount 75 = Registered capital
5004	Monetary amount	C n..35	R		
6345	Currency identification code	C an..3	O		
6343	Currency type code qualifier	C an..3	O		
4405	Status description code	C an..3	N		
Segment Notes:					
This Segment is used to indicate monetary amount related to the preceding CCI-Segment.					
Example:					
MOA+462:1000000:EUR'					

5. Segments Layout

Segment number: 36

SG4	- C	200000	- NAD-DTM-FII-IDE-FTX-TAX-HYN-SG5-SG6-SG7-SG8-SG9-SG10-SG12-SG13		
SG12	- C	999	- CCI-MOA-QTY-CAV-DTM-MEA		
QTY	- C	9	- Quantity		
Function:					
To specify a pertinent quantity.					
		EDIFACT	GS1	*	Description
C186	QUANTITY DETAILS	M	M		
6063	Quantity type code qualifier	M an..3	M		1 = Discrete quantity 264 = Equipment quantity
6060	Quantity	M an..35	M		
6411	Measurement unit code	C an..3	O		KGM = kilogram This DE is only used if the item is of variable quantity.
Segment Notes:					
A segment to provide quantity information related to the party characteristics.					
QTY+264:98'					

5. Segments Layout

Segment number: 37

SG4	- C	200000 - NAD-DTM-FII-IDE-FTX-TAX-HYN-SG5-SG6-SG7-SG8-SG9-SG10-SG12-SG13
SG12	- C	999 - CCI-MOA-QTY-CAV-DTM-MEA
CAV	- C	9 - Characteristic value

Function:
To provide the value of a characteristic.

		EDIFACT	GS1	*	Description
C889	CHARACTERISTIC VALUE	M	M		
7111	Characteristic value description code	C an..3	A		This data element is used to provide characteristic values. As no EDIFACT code list exists for this data element codes should be allocated depending on the requirements of the user.
1131	Code list identification code	C an..17	O		
3055	Code list responsible agency code	C an..3	D		9 = GS1 60 = Assigned by national trade agency 91 = Assigned by supplier or supplier's agent 92 = Assigned by buyer or buyer's agent
7110	Characteristic value description	C an..35	O		
7110	Characteristic value description	C an..35	O		

Segment Notes:
This segment is used to further specify party characteristics for the identified enterprise.

Example:
CAV+:::DELCREDERE AGENT'
When using in combination with the example in the previous CCI indicates that the payment service provider is a delcredere agent. As no code value exist within the industry the free text description is used.

5. Segments Layout

Segment number: 38

SG4	- C	200000 - NAD-DTM-FII-IDE-FTX-TAX-HYN-SG5-SG6-SG7-SG8-SG9-SG10-SG12-SG13
SG12	- C	999 - CCI-MOA-QTY-CAV-DTM-MEA
DTM	- C	9 - Date/time/period

Function:

To specify date, and/or time, or period.

		EDIFACT	GS1	*	Description
C507	DATE/TIME/PERIOD	M	M		
2005	Date or time or period function code qualifier	M an..3	M		194 = Start date/time 206 = End date/time
2380	Date or time or period value	C an..35	R		
2379	Date or time or period format code	C an..3	R		102 = CCYYMMDD 718 = CCYYMMDD-CCYYMMDD

Segment Notes:

This segment is used to indicate dates or times related to the process specified in the preceding CCI segment.

Example:

DTM+194:20020101:102'

5. Segments Layout

Segment number: 39

SG4	- C	200000 - NAD-DTM-FII-IDE-FTX-TAX-HYN-SG5-SG6-SG7-SG8-SG9-SG10-SG12-SG13
SG12	- C	999 - CCI-MOA-QTY-CAV-DTM-MEA
MEA	- C	9 - Measurements
Function:		
To specify physical measurements, including dimension tolerances, weights and counts.		
	EDIFACT	GS1 * Description
6311 Measurement purpose code qualifier	M an..3	M SH = Shipping tolerance
C502 MEASUREMENT DETAILS	C	O
6313 Measured attribute code	C an..3	A AAA = Unit net weight HT = Height dimension LN = Length dimension
6321 Measurement significance code	C an..3	O 3 = Approximately 4 = Equal to
6155 Non-discrete measurement name code	C an..17	O
6154 Non-discrete measurement name	C an..70	N
C174 VALUE/RANGE	C	R
6411 Measurement unit code	M an..3	M MTR = metre KGM = kilogram TNE = tonne (metric ton)
6314 Measurement value	C an..18	O
6162 Range minimum value	C n..18	O
6152 Range maximum value	C n..18	O
6432 Significant digits quantity	C n..2	N
7383 Surface or layer code	C an..3	N
Segment Notes:		
This segment is used to specify any measurements related to the currently identified characteristic identification.		
Example:		
MEA+SH+LN+MTR:10'		

5. Segments Layout

Segment number: 40

SG4	- C	200000	- NAD-DTM-FII-IDE-FTX-TAX-HYN-SG5-SG6-SG7-SG8-SG9-SG10-SG12-SG13		
SG13	- C	999	- PRC-DTM-SG14		
PRC	- M	1	- Process identification		
Function: To identify a process.					
		EDIFACT	GS1	*	Description
C242	PROCESS TYPE AND DESCRIPTION	C	R		
7187	Process type description code	Man..17	M		XX1 = Processing of orders at the supplier (GS1 Temporary Code) XX2 = Processing of orders at the retailer (GS1 Temporary Code)
1131	Code list identification code	C an..17	O		
3055	Code list responsible agency code	C an..3	D		9 = GS1
7186	Process type description	C an..35	O		
7186	Process type description	C an..35	O		
C830	PROCESS IDENTIFICATION DETAILS	C	N		
7191	Process description code	C an..17			
1131	Code list identification code	C an..17			
3055	Code list responsible agency code	C an..3			
7190	Process description	C an..70			
Segment Notes: This segment is used to provide processing information for the enterprise identified in the preceding NAD Segment. PRC+XX2'					

5. Segments Layout

Segment number: 41

SG4	- C	200000 - NAD-DTM-FII-IDE-FTX-TAX-HYN-SG5-SG6-SG7-SG8-SG9-SG10-SG12-SG13		
SG13	- C	999 - PRC-DTM-SG14		
DTM	- C	9 - Date/time/period		
Function:				
To specify date, and/or time, or period.				
	EDIFACT	GS1	*	Description
C507	DATE/TIME/PERIOD	M	M	
2005	Date or time or period function code qualifier	M an..3	M	194 = Start date/time 206 = End date/time
2380	Date or time or period value	C an..35	R	
2379	Date or time or period format code	C an..3	R	102 = CCYYMMDD 718 = CCYYMMDD-CCYYMMDD
Segment Notes:				
This segment is used to indicate dates or times related to the process specified in the preceding PRC segment.				
Example:				
DTM+194:20020101:102'				

5. Segments Layout

Segment number: 42

SG4	- C	200000 - NAD-DTM-FII-IDE-FTX-TAX-HYN-SG5-SG6-SG7-SG8-SG9-SG10-SG12-SG13
SG13	- C	999 - PRC-DTM-SG14
SG14	- C	999 - LIN-NAD-SG15
LIN	- M	1 - Line item

Function:
To identify a line item and configuration.

		EDIFACT	GS1	*	Description
1082	Line item identifier	C an..6	R		Application generated number.
1229	Action request/notification description code	C an..3	O		1 = Added 2 = Deleted 3 = Changed
C212	ITEM NUMBER IDENTIFICATION	C	N		
7140	Item identifier	C an..35			
7143	Item type identification code	C an..3			
1131	Code list identification code	C an..17			
3055	Code list responsible agency code	C an..3			
C829	SUB-LINE INFORMATION	C	N		
5495	Sub-line indicator code	C an..3			
1082	Line item identifier	C an..6			
1222	Configuration level number	C n..2	N		
7083	Configuration operation code	C an..3	N		

Segment Notes:
This segment is used to specify a line number.

Example:
LIN+1'

5. Segments Layout

Segment number: 43

SG4	- C	200000 - NAD-DTM-FII-IDE-FTX-TAX-HYN-SG5-SG6-SG7-SG8-SG9-SG10-SG12-SG13
SG13	- C	999 - PRC-DTM-SG14
SG14	- C	999 - LIN-NAD-SG15
NAD	- M	1 - Name and address

Function:

To specify the name/address and their related function, either by C082 only and/or unstructured by C058 or structured by C080 thru 3207.

		EDIFACT	GS1	*	Description
3035	Party function code qualifier	M an..3	M		BY = Buyer DP = Delivery party SU = Supplier
C082	PARTY IDENTIFICATION DETAILS	C	A		
3039	Party identifier	M an..35	M		For identification of parties it is recommended to use GLN - Format n13.
1131	Code list identification code	C an..17	N		
3055	Code list responsible agency code	C an..3	R	*	9 = GS1
C058	NAME AND ADDRESS	C	O		This composite may only be used to fulfill the requirements of directive 2003/58/EC, article 4.
3124	Name and address description	M an..35	M		
3124	Name and address description	C an..35	O		
3124	Name and address description	C an..35	O		
3124	Name and address description	C an..35	O		
3124	Name and address description	C an..35	O		
C080	PARTY NAME	C	D		
3036	Party name	M an..35	M		Party Name in clear text.
3036	Party name	C an..35	O		
3036	Party name	C an..35	O		
3036	Party name	C an..35	O		
3036	Party name	C an..35	O		
3045	Party name format code	C an..3	O		
C059	STREET	C	D		
3042	Street and number or post office box identifier	M an..35	M		Building Name/Number and Street Name
3042	Street and number or post office box identifier	C an..35	O		
3042	Street and number or post office box identifier	C an..35	O		
3042	Street and number or post office box identifier	C an..35	O		
3164	City name	C an..35	D		City/Town name, clear text
C819	COUNTRY SUB-ENTITY DETAILS	C	D		
3229	Country sub-entity name code	C an..9	O		

5. Segments Layout

Segment number: 43

		EDIFACT	GS1	*	Description
1131	Code list identification code	C an..17	O		
3055	Code list responsible agency code	C an..3	O		
3228	Country sub-entity name	C an..70	O		County/State, clear text.
3251	Postal identification code	C an..17	D		Postal Code
3207	Country name code	C an..3	D		ISO 3166 two alpha code

Segment Notes:

This segment is used to identify the party, who's role is described in the preceding PRC segment.

Example:

NAD+BY+5412345000020::9'

NAD+SU+4012345000004::9'

NAD+DP+5412345000013::9'

Dependency Notes:

The following composites and data elements are only used when a coded name and address can not be used.

The affected composites and data elements are as follows:

C080 - C059 - 3164 - C819 - 3251 - 3207

5. Segments Layout

Segment number: 44

SG4	- C	200000 - NAD-DTM-FII-IDE-FTX-TAX-HYN-SG5-SG6-SG7-SG8-SG9-SG10-SG12-SG13			
SG13	- C	999 - PRC-DTM-SG14			
SG14	- C	999 - LIN-NAD-SG15			
SG15	- M	99 - DOC			
DOC	- M	1 - Document/message details			
Function:					
To identify documents and details directly related to it.					
		EDIFACT	GS1	*	Description
C002	DOCUMENT/MESSAGE NAME	M	M		
1001	Document name code	C an..3	R		315 = Contract
1131	Code list identification code	C an..17	O		
3055	Code list responsible agency code	C an..3	D		9 = GS1
1000	Document name	C an..35	O		
C503	DOCUMENT/MESSAGE DETAILS	C	R		
1004	Document identifier	C an..35	R		
1373	Document status code	C an..3	O		5 = Information only
1366	Document source description	C an..70	N		
3453	Language name code	C an..3	N		
1056	Version identifier	C an..9	N		
1060	Revision identifier	C an..6	N		
3153	Communication medium type code	C an..3	O		EI = EDI transmission MA = Mail
1220	Document copies required quantity	C n..2	N		
1218	Document originals required quantity	C n..2	N		
Segment Notes:					
This segment is used to identify any documentation related to the enterprise identified in the preceeding NAD segment.					
Example: DOC+315+NL52441'					

5. Segments Layout

Segment number: 45

UNT - M 1 - Message trailer				
<p>Function:</p> <p>To end and check the completeness of a message.</p> <p>Notes:</p> <p>1. 0062, the value shall be identical to the value in 0062 in the corresponding UNH segment.</p>				
		EDIFACT	GS1	*
				Description
0074	Number of segments in a message	M n..10	M	
				The total number of segments in the message is detailed here.
0062	Message reference number	M an..14	M	
				The message reference numbered detailed here should equal the one specified in the UNH segment.
<p>Segment Notes:</p> <p>This segment is a mandatory UN/EDIFACT segment. It must always be the last segment in the message.</p> <p>Example:</p> <p>UNT+21+ME000001'</p>				

6. Examples

The following is an example of a Party Information message reference number PI4356 sent 1 February 2002, from a party identified by GLN 5412345000013 to a party identified by GLN 5412345000020.

The sender provides information about :

- the GLN of the corporate office 4012345500004
- the start date of the GLN is March, 10, 2002
- the contact name is MR SMITH
- the contact's telephone is 00322256631
- the function of the corporate office is corporate identity
- the GLN of the invoice recipient is 5412345672908
- the account number is 994-3277885
- the function of the invoice recipient is payer
- the GLN of the store is 5410013111009
- the function of the store is ordered by
- the GLN of the delivery party is 3312345501003
- the function of the delivery party is receiver of goods
- the delivery scheduling information each Tuesday morning
- in the supplier orders process the parties involved in this process are responsible for ordering and paying

Party Information message:

UNH+ME000001+PARTIN:D:01B:UN:EAN009'	Message header
BGM+10+PI4356+9'	Party information number PI4356
DTM+137:20020201:102'	Message date 1st of February 2002
FTX+GEN+1+001::91'	Coded text information
NAD+FR+5412345000013::9'	Message from party identified by GLN 5412345000013
NAD+MR+5412345000020::9'	Message recipient identified by GLN 5412345000020
UNS+D'	Message header/detail separator
NAD+CO+4012345500004::9++EAN+RUE ROYALE 145+BRUXELLES++B-1000+BE'	Corporate office identified by GLN 4012345500004, and structured name and address
DTM+194:20020310:102'	The start date of the GLN is March 10, 2002
IDE+X48'	The function(s) of the party identified in the NAD segment is Corporate identity.
CTA+SA+:MR SMITH'	The contact name is MR SMITH
COM+ 00322256631:TE'	The phone number is 00322256631.
NAD+ITO+5412345678908::9'	Invoice recipient party identified by GLN 5412345678908
FII+PB+994-3277885:CORNER SHOP+KREDBEBB:25:5'	Account number 994-3277885, held by Corner Shop, with Kredietbank in Belgium

6. Examples

IDE+IV'	The function of the party identified in the NAD segment is invoicee
HYN+PA+1+4012345500004:GLN::9'	The GLN 4012345500004 takes the parent function of the party identified by the GLN 5412345678908 in the NAD segment.
NAD+SN+5410013111009::9'	Store number identified by GLN 5410013111009
IDE+OB'	The function of the party identified in the NAD segment is issuer of the orders
HYN+PA+1+4012345500004:GLN::9'	The GLN 4012345500004 takes the parent function of the party identified by the GLN 5410013111009 in the NAD segment.
NAD+DP+3312345501003::9'	Delivery party identified by GLN 3312345501003
IDE+ST'	The function of the party identified in the NAD segment is to be the place where goods are shipped to
HYN+PA+1+4012345500004:GLN::9'	The GLN 4012345500004 takes the parent function of the party identified by the GLN 3312345501003 in the NAD segment.
SCC+1++W:14:D'	Deliveries are scheduled for am on each Tuesday
PRC+8+++SUPPLIER ORDERS PROCESS'	The process described is the supplier order
LIN+1'	Line number 1
NAD+OB+4012345500004::9'	GLN 4012345500004 has the role of ordering party in the process.
DOC+315+CT125'	Contract number is CT125
LIN+2'	Line number 2
NAD+PR+5412345678908 : :9'	GLN 5412345678908 has the role of paying party in the process.
DOC+315+C459'	Contract number is C459
UNT+32+ME000001'	Total number of segments in the message equals 32

Note:

The EDI interchange will include the UNB..UNZ segments and, if applicable, the UNG..UNE segments. (see Part I, section 5.7)